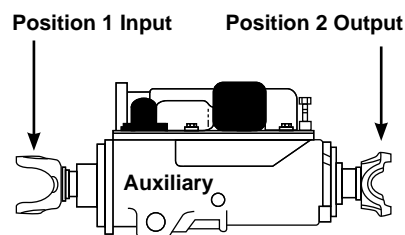
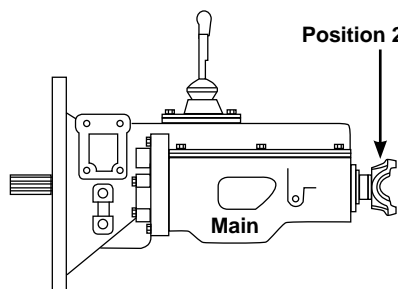
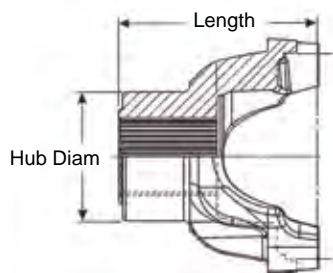


END YOKES & FLANGES

TRANSMISSION APPLICATIONS



| Application | Pos | Series | Part No | Spline Θ | Hub Θ | Length |
|-----------------------|-----|---------|------------------------------|---|------------------------------------|------------------------------------|
| Fuller AT-1202 | 1 | 1710 BP | 6-4-6931X | 10 / 2- ³ / ₄ " | 3- ³ / ₄ " | 5- ³ / ₄ " |
| | 1 | SPL-250 | 250-4-241-1X | 10 / 2- ³ / ₄ " | 3- ³ / ₄ " | 6- ¹⁹ / ₆₄ " |
| | 2 | 1710 BP | 6-4-6841X | 10 / 2- ³ / ₄ " | 3- ³ / ₄ " | 5- ³ / ₄ " |
| Spicer 1241 - APO1750 | 1 | 1810 BP | 6.5-4-3021 | 20 / 2- ⁵ / ₈ " | 3- ³ / ₄ " | 5- ⁹ / ₁₆ " |
| | 1 | SPL-250 | 250-4-511-1 | 20 / 2- ⁵ / ₈ " | 3- ³ / ₄ " | 6- ¹⁷ / ₆₄ " |
| | 2 | 1810 BP | 6.5-4-2171X | 10 / 2- ³ / ₄ " | 4" | 6" |
| Fuller 11613 - 11615 | 2 | 1710 BP | 6-4-6921X | 10 / 2- ¹ / ₂ " | 3- ³ / ₄ " | 5- ⁵ / ₈ " |
| | 2 | 1710 BP | 6-4-6921X | 10 / 2- ¹ / ₂ " | 3- ³ / ₄ " | 5- ⁵ / ₈ " |
| Fuller 12515 - 15715 | 2 | 1810 BP | 6.5-4-3561X | 10 / 2- ³ / ₄ " | 3- ³ / ₄ " | 6- ¹⁹ / ₆₄ " |
| | 2 | KV180 | 587-42-1-3491KV | 10 / 2- ³ / ₄ " | 3- ³ / ₄ " | 4- ²¹ / ₆₄ " |
| Fuller 16913 - 22918 | 2 | 1810 BP | 6.5-4-4631 5505548 | 54 / 2- ²⁵ / ₃₂ " | 3- ³ / ₄ " | 6- ¹ / ₁₆ " |
| | 2 | 1810 HR | 6.5-4-4631-1 5505547 | 54 / 2- ²⁵ / ₃₂ " | 3- ³ / ₄ " | 6- ¹ / ₁₆ " |
| | 2 | RPL-25 | 25WYS-45 5505553 | 54 / 2- ²⁵ / ₃₂ " | 3- ³ / ₄ " | 6- ¹ / ₄ " |
| | 2 | SPL-250 | 250-4-271-1 | 54 / 2- ²⁵ / ₃₂ " | 3- ³ / ₄ " | 5- ⁴⁵ / ₆₄ " |
| | 2 | KV180 | 587-42-1-4631KV | 54 / 2- ²⁵ / ₃₂ " | 3- ³ / ₄ " | 3- ⁹ / ₁₆ " |
| Meritor 2000 | 2 | 1810 HR | 6.5-4-4011-1X | 46 / 2- ³ / ₈ " | 3- ³ / ₄ " | 5- ⁷ / ₃₂ " |
| Spicer PSO-140 | 2 | 1710 HR | 6-4-5351-1 | 20 / 2- ⁵ / ₈ " | 3- ³ / ₄ " | 5- ³ / ₁₆ " |
| ZF | 2 | RPL-25 | 25WYS57-1 0501 321 464 01 | 44 / 3- ³⁵ / ₆₄ " | 3- ²⁹ / ₆₄ " | 6- ³ / ₃₂ " |
| | 2 | KV180 | 1314 332 054 1314 332 054 01 | 44 / 3- ³⁵ / ₆₄ " | 3- ²⁹ / ₆₄ " | 4- ⁹ / ₁₆ " |



Part No.
6-4-6921X



Part No.
6.5-4-3561-1X



180KV 2-3/4 10SPL Fuller
AM587-42-1-3491KV



Part No.
250-4-241-1X



Part No.
25WYS-45



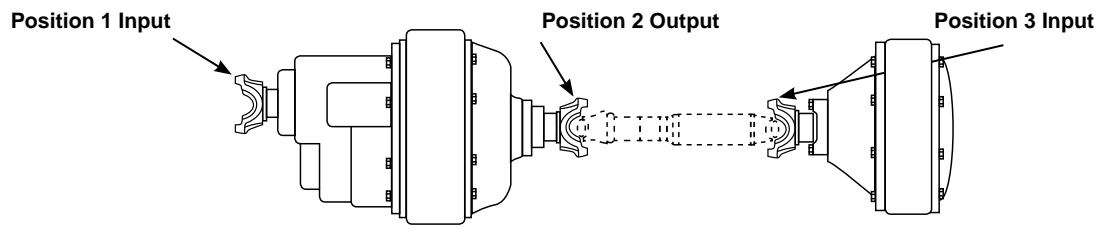
Part No.
250-4-241-1X

NOTE

Please note this is just part of our range, contact us for more options.

DRIVESHAFT

AXLE APPLICATIONS



| Application | Pos | Series | Part No | Spline Θ | Hub Θ | Length |
|-------------------|-----|---------|---------------|-----------------|--------------|----------|
| Meritor SSHD | 1 | 1710 BP | 6-4-5461X | 46 - 2-3/8" | 3-1/4" | 5-11/16" |
| | 1 | 1810 BP | 6.5-4-2711X | 46 - 2-3/8" | 3-1/4" | 5-7/16" |
| | 1 | 1810 HR | 6.5-4-2711-1X | 46 - 2-3/8" | 3-1/4" | 5-7/16" |
| Meritor 145 | 2 3 | 1710 BP | 6-4-6871X | 39 - 2-1/64" | 3-3/4" | 4-15/16" |
| | 2 3 | 1710 BP | 6-4-6371 | 39 - 2-1/64" | 3" | 6-1/4" |
| Meritor 145 + 160 | 1 | 1710 BP | 6-4-7771 | 46 - 2-5/32" | 3-3/4" | 6-1/2" |
| | 1 3 | 1810 BP | 6.5-4-3731X | 46 - 2-5/32" | 3-3/4" | 5-3/16" |
| | 1 3 | 1810 HR | 6.5-4-3721-1 | 46 - 2-5/32" | 3-3/4" | 5-5/32" |
| | 2 | RPL-20 | 20WYS32-2 | 39 - 2-1/64" | 3" | 5-61/64" |
| Meritor 160 | 1 3 | 1710 BP | 6-4-7771 | 46 - 2-5/32" | 3-3/4" | 6-1/4" |
| | 1 | RPL-25 | 25WYS38-13A | 46 - 2-5/32" | 3-3/4" | 4-3/4" |
| | 2 | 1710 BP | 6-4-6371 | 39 - 2-1/64" | 3" | 6-1/4" |
| | 3 | SPL-250 | 250-4-351-1 | 46 - 2-5/32" | 3-3/4" | 5-5/16" |
| Eaton 521 - 651 | 1 | 1810 BP | 6.5-4-4611X | 46 - 2-5/32" | 3-3/8" | 6" |
| | 1 | SPL-250 | 250-4-101-1X | 46 - 2-5/32" | 3-3/8" | 6-49/64" |
| | 2 | 1710 BP | 6-4-9191X | 41 - 2-5/64" | 2-15/16" | 6-5/8" |
| | 2 | SPL-170 | 170-4-321-1X | 41 - 2-5/64" | 2-15/16" | 7-3/16" |
| | 3 | 1710 BP | 6-4-9181X | 41 - 2-5/64" | 2-15/16" | 6-1/8" |
| | 3 | SPL-170 | 170-4-381-1X | 46 - 2-5/32" | 2-15/16" | 6-11/16" |
| | 3 | SPL-250 | 250-4-141-1X | 41 - 2-5/64" | 2-15/16" | 5-31/64" |



NOTE

Please note this is just part of our range, contact us for more options.